



Patchwork Press

Sagebrush Quilters' Guild PO Box 392, Kamloops, BC V2C 5K9 Mar/Apr 2005

New Year's Message from the Vice-President

Every guild meeting I am reminded that I am in the midst of a wonderful group of "quilting angels".

The angel description has been on my mind since hearing it in a thank you note read aloud at a guild meeting in December. A cancer patient who had just received a quilt brought a lump to my throat with his heartfelt thanks to the "quilting angels". Besides the quilts for the patients undergoing cancer treatments at RIH, every meeting brings more kid's quilts for children taken into foster care and the quilts for marginalized women. Another example of your generosity was the quick and unanimous decision to donate \$1000 to the Red Cross Tsunami Relief Fund.

It is not only in your making and giving of quilts and financial donations that you are generous women. Coping with change is always difficult for individuals and organizations. This year we have been faced with the tricky and potentially divisive problem of how we are going to deal with our steadily increasing membership in a limited space. I am impressed with the respectful way members have presented their opinions and the work that has gone into finding a solution that will keep us all together. I think we can all give ourselves a pat on the back for the time, patience and superb problem-solving skills exhibited during the past few months. Thank you, Quilting Angels - you reaffirm the reasons I belong to this guild!

^ Renee Renkema ^



Executive 2004/2005

President — Jeanne Chambers
Vice President — Rene Renkema
Workshop — Pat Olmstead
Community Projects — Claire Johnson
Secretary — Glenna McDougall
Library — Leanne Mackenzie
Treasurer — Susan Ball
Membership — Lila Foley
Historian — Olga Noakes
Program — Chris Amon
Monday Quilt-ins — Jane Barley
Wednesday Quilt-ins — Donna McLean
Friday Quilt-ins — Joyce Schellenberg
Newsletter — Sylvia Currie
Hospitality — Donna Wiwchar
Retreats — Kathy Wilcox
Past President — Julie Ottosen

Mark your calendars

- ❖ March 17th-20th Spring Retreat
- ❖ March 9th Scrap Day
- ❖ April 13th Scrap Day
- ❖ April 16th Gathering of the Guilds
- ❖ May 1st Deadline for Newsletter submissions
- ❖ May 7th & 8th Quilt Till you Wilt (tentative)
- ❖ May 27th-29th A Threaded Journey, Kelowna
- ❖ Nov 3rd-6th Fall Retreat
- ❖ April 29th-30th 2006 **Y**Next Quilt Show**Y**
- ❖ May 21st-28th, 2006 Quilt Canada, Ottawa

Guild Meetings

Meetings are held every 2nd and 4th Monday of each month, location to be determined at the March 14th meeting.

Editorial

The March/April web version of the newsletter will be uploaded when Sylvia returns from Cuba. I am personally looking forward to an explanation of what bone fishing is. The deadline for submissions (to Sylvia at sylvia@webbedfeat.com) for the next issue of Patchwork Press is May 1st. Thank you to everyone who helped me out with advice, putting this edition together. I hope I did not forget anyone.

^ Andrea Schafthuizen ^

Program

Can you believe that it is already March? Wow. There are some exciting programs planned for March and April. We will not need the tables put up for them, great, right?

The program for March 28 is an out of town speaker and Doreen F. has kindly volunteered to billet her. April's program is concealed, but we know you will really enjoy this one as well.

The 1/2 square triangles are a great success and, those overachievers that have already made them into quilt tops, are an inspiration.

The boomerangs are busy winging their way around the 20 quilters that joined and all are really enjoying them. I look forward to mine returning in November.

BRING ON MAR 14 TH	BRING ON MAR 28 TH
<ul style="list-style-type: none"> √ Coffee mug √ Show and tell √ Voting Ballot √ ASAF form 	<ul style="list-style-type: none"> √ Coffee mug √ Show and tell √ Boomerangs √ 1/2 square triangles
BRING ON APR 11 TH	BRING ON APR 25 TH
<ul style="list-style-type: none"> √ Coffee mug √ Show and tell 	<ul style="list-style-type: none"> √ Coffee mug √ Show and tell √ 1/2 sq triangles √ Boomerangs √ Hand Work
BRING ON MAY 9 TH	
<ul style="list-style-type: none"> √ Coffee mug √ Show and tell √ Handwork √ completed nomination forms 	



^ Chris Amon ^

Community Projects

Jeri has kept me abreast of all of the great quilts that have come in for Community Quilts while I was lazing in southern climes. Thanks to everyone who has found the time to donate something back to our Community by way of their interest in quilting. I am sure that, like myself, there are still a few of you who have good intentions. I see that we have a Quilt Til' You Wilt as well as a couple of retreats coming up in the next couple of months, ideal times to put together your project. Remember we have fabric, batting and backing to help out for these projects.

^ Claire Johnson ^

Community Quilt FAQ (Frequently Asked Questions)

Who will collect quilts?	Cancer Quilts	Roxy Agar	573-5696
	Marginalized Families	Barb Gyoba	(250) 453-9322
	Ministry of Families Women's Shelter	Delores Owen Cheryl Dyck	372-9272 828-6770
Where do I get batting and backing?	Jeri Biron	573-5640	Dallas, Barnhartvale area
	Shirley Gordon	372-2786	Aberdeen, Sahali area
	Barb Laing	374-4680	Downtown, Lower Sahali area
Who is responsible for scrap days?	 Claire Johnson		374-5713
Where are Scrap Days held?	Katja's Quilt Shoppe	101 - 1967 Trans Canada Highway	
When are Scrap Days?	October 13 th		
	November 10 th		
	December 8 th		
	January 12 th		
	February 9 th		
	March 9 th		
	April 13 th		
May 11 th			
June 8 th			
How big should the quilt be?	Cancer Quilts	48" x 72" (can be longer)	
	Lap Quilts	40" x 60"	
	Twin Bed	63" x 75"	
	Double Bed	80" x 92"	

Library News

We've gotten in quite a few books, both new and new-to-us, and someone suggested I print a list of this year's new books, just in case you missed the meeting where I showed them, or forgot which of all the exciting titles you wanted to browse next. I also want to draw your attention to some of the "other" items available for loan through your Guild library:

CDs: **"One Stitch at a Time"** by Cathy Miller - Cathy is a local (BC) quilter and, judging by her music CD, an accomplished singer/songwriter. Her quilt-themed songs vary in style from Celtic, gospel, country-rock, polka, blues/jazz and ballads. I'm enjoying, yes, really enjoying, her music as I write this report.

EQ2: This quilt-designing software is an early version, but is perhaps better than graph paper and pencil crayons. Disk 2 is currently missing...does anyone know its whereabouts? Comes with the EQ2 User Manual.

DVDs: **"Hawaiian Quilting"** by Nancy Lee Chong - This instructional DVD will guide you through the Breadfruit Block pattern, but the techniques can be applied to other needleturn appliqué projects.

"Caveman Quilting" by Ricky Timms - New this year, Ricky shows us how easy it is to create freeform designs without a ruler! He also clarifies how to sew curves easily. Not bad for a guy who quilts and fishes...apparently a common combination of hobbies.

Video: **"That Perfect Stitch"** by Deidre Mc Elroy - An excellent primer on hand quilting technique.

Equipment: Quilt frame
9 degree Circle Wedge Ruler
Rotary cutter blade sharpener
The frame and the ruler are not brought to the Guild meetings, so please ask at the Library table if you want to borrow them. The sharpener is not loaned out, but can be used during the meeting to touch up your used blades.

New Titles in the Guild Library:

Art Glass Quilts
Bargello Quilts
Exploring Textile Arts

Fast Fun and Easy Fabric Boxes
Frayed Edge Fun
Machine Quilting with Decorative Threads
Paper Piece a Merry Christmas
Quick Watercolour Quilts
Quilt Masterpieces
Quilters' Complete Guide
Quilts and Other Bed Coverings
Radiant New York Beauties
Scraps to You, Too
The It's OK If You Sit On My Quilt Book

^Leanne Mackenzie ^

BOOK REVIEW – "STITCHING FREE" by Shirley Nilsson

Members of the Sagebrush Quilters' Guild were first introduced to Shirley Nilsson in November 1999 when she came to give us a slide show and trunk show of her work. Many of the quilts depicted in this book were presented at that trunk show.

"Stitching Free" is a technique book showing Shirley's method of thread painting. She is a pioneer in this type of work as this book was published in 1993 and she has been using the techniques since 1969.

All of the work has been done on her Featherweight sewing machine, which illustrates the fact that wonderful art pieces can be produced on a simple straight stitch sewing machine.

Shirley discusses the use of various types of threads and materials in her pictorial quilts. Options for applying the threads and materials are explored. She uses a lot of lace and sheer fabrics to enhance her "soft pictures".

There are three patterns for quilters to try their hand at thread painting. The instructions are clearly written and they make it easy to use Shirley's techniques. After practicing on the patterns in the book, quilters will find it easier to design their own thread painted work.

I am pleased to recommend this book to anyone who is interested in the art of thread painting. Although it is a bit dated now, this book is still a wonderful resource for those quilters interested in trying something new.

^ Submitted by Barb Baker ^

Guild Retreats

As I write there are only 11 more sleeps until Spring Retreat Mar. 17-20, 2005!!! I am a bit quilting deprived at present so I am really looking forward to a weekend of total immersion. I've already started packing! 13 quilters are going for 3 nights and 10 will be there for 2 nights.

Fall Retreat 2005 is booked for Nov. 3-6, 2005 with a choice of 2 or 3 nights. This will be the 'no frills' retreat. Registration will start the second meeting in May - May 23, 2005. I am working on the cost but it will be approximately \$75.00 per night based on double occupancy. Everyone is welcome to participate.

^ Cathy Wilcox ^

Workshop

Hi everyone. I hope you are all enjoying the burst of Spring weather we have been having. The Mary Ellen #1 class was a huge success. It was hosted by us at Sagebrush Guild and we were joined by some wonderful quilters from Ashcroft and Bridge Lake even one lady from Scotland! It was really nice to meet the ladies from these areas. This joint effort was so well received that we have booked Dianne to teach Mary Ellen #2 for the same time next year. We were pleased to be able to offer the ME #1 this year as it has been requested for some time. Thirty one ladies filled the class. A big Thank you to Barb Gyoba for all her help.

The Quilt till you Wilt was also well attended and I think everyone had a good time and got a lot accomplished...It was certainly a bee hive of activity with some working on the Bags for Gathering and Community Projects as well as an abundance of personal projects. It is so nice to see so many ladies enjoying this wonderful hobby. Thanks to everyone for helping out to make this a really fun weekend.

We have seen a few of the Timeless Circles showing up. What a great class! The variety of techniques that were incorporated into one project is quite remarkable. This one kept us thinking for sure. It will be so nice to have a showing of these quilts (at what ever stage you are at) before the years end!

I am working on having one more QTYW as scheduled in May. This will be dependant on the

results of the vote and possibly the availability of a new venue. We will keep everyone informed as soon as possible. Anyone interested in improving their computer skills please see Wanda for a list of classes and times that she has kindly offered. Happy Quilting!

^ Pat Olmstead ^

Hospitality

Responsibilities are:

1. Bring 3 dozen items
2. Help with the setting up for the coffee break and,
3. Help with the clean up at the end of the meeting.

If for some reason you are unable to bring your goodies please give me a call (372-0476).

March 14, 2005	March 28, 2005
1. Lorraine Wieczorek	1. Thelma Haines
2. Neila McKee	2. Cathy Wilcox
3. Jo-Anne Rohrmoser	3. Donna Yano
4. Donna Muirhead	4. Jane Barley
April 11, 2005	April 25, 2005
1. Christie Orsetti	1. Heather Mewhort
2. Renee Renkema	2. Barb Watson
3. Brenda Sill	3. Wanda Story
4. Sharon Eye	4. Brenda Dley
May 9, 2005	May 23, 2005
1. Leanne Mackenzie	1. Noeline Kerr
2. Pam Sheridan	2. Elizabeth Biagioni
3. Sylvia Currie	3. Connie Burris
4. Janet Currie	4. Marg Pellegrin

^ Donna Wiwchar ^

Susan Ball's Shrimp Tarts

2 pkgs Pillsbury Butterflake buns

Blend:

- | | |
|--------------------------|----------------------|
| 1 can crabmeat or shrimp | 4 tbsp chopped onion |
| 1 c. grated swiss cheese | ¼ tsp salt |
| 2 eggs | ½ tsp dill |
| ¼ c. whip cream | 1/8 tsp cayenne |

Spray muffin tins with Pam. Place dough in bottom of tins and fill to about ½ full.

Makes 48. 350° – 20 min.

2005 Gathering of the Guilds

The Gathering preparations are well underway!!

A huge thanks to our guild members – we have **450 goodies bags completed!** I know many of you donated fabric and/or time to sew them together either at home or at the workshop night or at the QTYW in February. (Some of you did all three!!) We thank you for your wonderful response – the bags look great and I think they will really awe our Gathering guests. We hope to get a picture of Lila and her crew with this mass of 450 bags!

We are also amassing a **wonderful pile (mountain actually) of items** to put inside these goodies bags. Many people have again donated fabric, items and time to make a variety of pin-cushions, needle holders, rug mats, key chains and other goodies and several of you participated on the program night to make kitty cat needle holders. We would be a-miss if we didn't especially thank the ladies from Ashcroft who have really outdone themselves with their donation of items for the goodie bags – they alone have topped 1,000 handmade items!! We are speechless!!

The **door prizes** have also been pouring in (huge thanks to Julie O. and Donna W.) We figure 1 in 3 people will leave the Gathering with a door prize! We have some wonderful major prizes as well!

The **Block Challenge** is also all ready to go – don't forget to participate and make your block!!

Everyone was e-mailed the challenge rules! You could win a prize or a selection of blocks for your efforts. Marie Allen will answer any questions you might have!

And all this effort will be very well attended – we are predicting the **Gathering to be Sold Out!!** With 5 weeks to go we are almost at our maximum! Unfortunately it looks like those guilds who might be late to get their registrations in might end up being disappointed. (If you haven't registered phone Sandy Madden ASAP!!)

The last (I think) request we will be making from our guild members is to ask for volunteers to sign up for **hostessing and security**. We will be requesting members to sign up for one hour shifts on April 16th between 8:30 AM and 5:00PM. Your duties will be to provide information to out of town guests – like where are the fabric/quilt/sewing stores and where to use their various goodie bag coupons, and to keep a general eye on things should any non registered guests from the public wander into our midst. With a smile and your Guild Name Tag and you will be ready to go!

The committee is looking forward to wonderful day and couldn't have done it without our wonderful membership!!

^ Wanda Story/Doffy Bourbonnais and the Gathering Committee! ^

Monday Night Quilt-in:

7:00 to 9:30 pm.
Jane Barley 828-0355

Mar 7th – Sandy Madden
Mar 12th – Glenna McDougall
Apr 4th – Rosemarie Griffin
Apr 18th – Neila McKee
May 2nd – Barb Baker
May 16th – Jane Barley
Jun 6th – Isla Oatway

Wednesday Quilt-In:

9:30 am to Noon.
Donna McLean 573-5516

Mar 2nd – Lillian Slywka
Mar 9th – Pat Dorrius
Mar 16th – Barb Laing
Mar 23rd – Doris Blundell
Mar 30th – Donna McLean
Apr 6th – Donna Wiwchar
Apr 13th – Val Berggren
Apr 20th – Jeanne Chambers
Apr 27th – Wendy Burgess

Friday Quilt-In:

9:30 am to Noon.
Joyce Schellenberg 573-5568

Mar 11th – Delores Owens
all day, bring lunch
Mar 18th – no meeting
Mar 25th – Olga Noakes
Apr 1st – Wanda Story
Apr 8th – Doreen Frederick
Apr 15th – no meeting, Guild
Gathering weekend
Apr 22nd – Connie Burris
Apr 29th – Cathy Wilcox

ASAF Looking For Guild Members

We are having the second annual ASAF group. *Almost Started, Almost Finished.* Everyone is welcome to join. The object of the group is to complete as many ASAF projects as possible. The group will start right away and finish at the end of November.

Each person will declare which ASAF projects they will be completing and pay a \$4 joining fee. For each project that you declare BUT fail to complete, you must pay a 50¢ penalty. All fees and penalties will be used entirely to provide the prizes at the windup potluck in January 2006.

So please, go through your quilting room and bring out those forgotten uncompleted projects to the light of day. Almost anything qualifies as an ASAF, something you have actually started, or just bought the material for a project or just even thought about!!

We had the ASAF windup at Joyce Schellenberg's on Feb 26th. Out of 37 ASAF members, we had 23 in attendance for the yummy potluck lunch. Everyone enjoyed a delicious lunch and of course, all the prizes. Some prizes were won by ASAF members that were not able to attend and they will

be handed out at a regular guild meeting. Remember, you too can be part of all this fun and hilarity. Just get a sign up sheet from either me or Joyce and pay your entrance fee. Hope to see you name on the list!!

^ Miriam Marchuk ^

Leanne McKenzie's Oreo Cookies

2 pkgs. Devil's Food cake mix
4 eggs
2/3 cup oil

Mix ingredients well. Roll into small balls. Don't press down. Bake at 350F for only 10 minutes.

Icing:
6 tablespoons cream cheese
1 tablespoon margarine
2 cups icing sugar

Mix cream cheese and margarine together until well blended. Add icing sugar and mix well.

When cookies are cooled, put icing between two cookies. Enjoy!

Birthdays



March	April	May
Barb Baker – 4 th	Kay Mori – 2 nd	Linda Warrington – 1 st
Shirley Gordon – 5 th	Judy Crawford – 7 th	Vicki Gray – 12 th
Sue Cooper – 6 th	Leslee Meidl – 7 th	Gerda Rieck – 13 th
Pat Olmstead – 6 th	Corry Johnstone – 14 th	Claire E. Johnson – 15 th
Niki Scallon – 10 th	Jacqui Downs – 15 th	Linda Thomson – 17 th
Wanda Story – 13 th	Penny Stobbe – 19 th	Val Berggren – 19 th
Lila Foley – 20 th	Jo-Anne Rohmoser – 20 th	Rochelle Oliver – 21 st
Anneke Leupin – 22 nd	Lorraine Wiczorek – 27 th	Brenda Sanden – 22 nd
Sandy Madden – 27 th	Donna Wheeldon – 29 th	Islay Oatway – 27 th
Kathy Mitchell – 29 th	Terry McMillan – 30 th	Zoe Albert – 27 th
Margaret Stewart – 30 th		
Leigh Moore – 30 th		
Olga Noakes – 31 st		

Membership

Our guild continues to grow! We have 131 Full members and 18 Associate Members.

Update your Directory:

Kathleen Bogas
2585 Qu'Appelle Blvd
Kamloops, BC V2E 1V2
ph: 372-7035
kbogas@shaw.ca

Joan Forsyth
990 Bebek Road
Kamloops, BC V2B 6P1
ph: 579-9283

Marlene Glover
2774 Qu'Appelle Blvd
Kamloops, BC V2E 2J9
ph: 374-6195
dglover@shaw.ca

Donna Hartnell
246 Monmouth Drive
Kamloops, BC V2E 1M1
ph: 372-8555
z3@telus.net

Donna Milner
2387 Omineca Drive
Kamloops, BC V2E 1S9
donna_milner@kamloopsairport.com

Hanna Ritenburg
5850 Dallas Drive
Kamloops, BC V2C 4X2
ph: 573-2175
h_ritenburg@hotmail.com


Penny Stobbe
Box 116
Knutsford, BC V0E 2A0
ph: 372-1896
hpoutfitters@uniserve.com

Joyce Woodburn
Box 1493
Ashcroft, BC V0K 1A0
Ashcroft ph: 453-9652
Kamloops ph: 374-9806

Change of Address:

Corry Johnstone
#4 – 150 Kitchener Cres.
Kamloops, BC V2B 1B8
ph: 376-7117

Wanda Story
wstory@tru.ca



Classifieds

^ Lila Foley ^

For Sale: 1947 Featherweight Sewing Machine. Good condition with lots of extras. \$400⁰⁰. For information, call Barb Baker at 828-6238

More Hints from Victoriana

Use half of a wooden clothespin for finger pressing your seams. You can decorate them and gift them to quilting friends.....

The newest quilting tool that has the online quilting world abuzz with excitement is Glad Press and Seal. It can be used for appliqué, transferring quilting designs and as a stabilizer. The thin film tears away easily, and you can even print your designs on it with a printer.....

Learning to Quilt Row-by-Row Guide

Wanda Story continues to add tips and lessons in her Learning to Quilt Row-by-Row Guide. If you did not get a copy at a meeting you can download the tips/lessons from our website at; www.sagebrushquilters.ca/resources.html.

Please...in consideration of those suffering from allergies and asthma, refrain from wearing perfume at Sagebrush Quilters' Guild events

SAGEBRUSH QUILTERS' GUILD 2005-06 NOMINATION FORM

Nominating Committee Policies state that the nomination form will be included with the March newsletter. This will give members plenty of time to suggest people for the various executive and on-going committee positions. There will be no nominations from the floor at the annual meeting, so this is your chance to give us your ideas for next year. The nominating committee is responsible for filling these positions from your suggestions and, where necessary, to hold elections. Please give us as many names as you feel comfortable. The nominating committee will contact everyone suggested to seek their acceptance for standing for a position. Deadline for nominations is May 9, 2005.

EXECUTIVE POSITIONS

PRESIDENT

VICE-PRESIDENT

TREASURER

SECRETARY

PROGRAM

MEMBERSHIP

NEWSLETTER

ON-GOING COMMITTEES

WORKSHOPS

LIBRARY

HISTORIAN

HOSPITALITY

COMMUNITY PROJECTS

QUILT-IN: DAY (Wednesday)

QUILT-IN: NIGHT (Monday)

QUILT-IN: DAY (Friday)

RETREAT
